

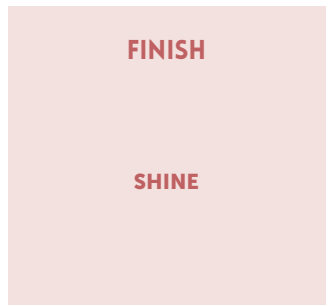
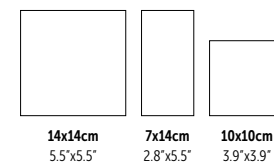
URBANI ATELIER

Soft textures with unique colours for customized decor.

Suaves texturas com cores únicas para decorações personalizadas.
 Textures douces aux couleurs uniques pour des décorations personnalisées.
 Weiche Texturen mit einzigartigen Farben für individuelle Dekoration.
 Texturas suaves con colores únicos para decoraciones personalizadas.

BRANCO	CREME	MARFIM	PÉROLA	BEGE	PAPIRO
AREIA	CAMOMILA	AMARELO	TANGERINA	ÂMBAR	LARANJA
CAMELO	CAMURÇA	SALMÃO	PAPAIA	ROSA CLARA	ROSA VELHO
CASTANHO	CACAU	SANGUE DE BOI	ENCARNADO	BERINGELA	PRETO
KIWI	ALFACE	VERDE ÁGUA	ESMERALDA	CINZA CLARO	ÁRTICO
MENTA	BOSQUE	VERDE GARRAFA	VERDE NEGRO	CINZA ESCURO	LAGOA
NÓRDICO	CELESTE	TURQUESA	ALFAZEMA	TEMPESTADE	INDIGO
ATLÂNTICO	TEJO	PETRÓLEO	SAFIRA	MARINHO	COBALTO

 Wall Tiles
Wall



Wall:
Urban Atelier Papiro 6.7x14 cm Q6010

Floor:
Backstage Dark Grey 59.2x59.2 cm ret. Natural P6122R

BIM



SEE IT IN YOUR ROOM!

Urban ATELIER

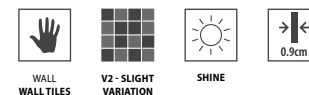


Urban Atelier Cinza Escuro 6.7x14 cm Q6450



Urban Atelier Bosque 6.7x14 cm Q6200

Credo Restaurant, Norway
Photography: Geir Mogen

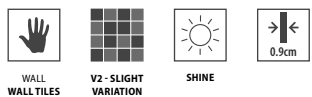


Urban Atelier Rosa Clara 10x10 cm A480


TANGERINA 14x14 cm B2300 GG03 10x10 cm A2300 GG03	SALMÃO 14x14 cm B6300 GG03 10x10 cm A6300 GG03	PAPAIA 14x14 cm B6350 GG06 10x10 cm A6350 GG06	TEMPESTADE 14x14 cm B6110 GG03 10x10 cm A6110 GG03	ALFAZEMA 14x14 cm B6100 GG03 10x10 cm A6100 GG03	ÍNDIGO 14x14 cm B2100 GG03 10x10 cm A2100 GG03
LARANJA 14x14 cm B5200 GG06 10x10 cm A5200 GG06	ENCARNADO 14x14 cm B3700 GG06 10x10 cm A3700 GG06	SANGUE DE BOI 14x14 cm B3500 GG06 10x10 cm A3500 GG06	SAFIRA 14x14 cm B5000 GG03 10x10 cm A5000 GG03	TEJO 14x14 cm B5610 GG03 10x10 cm A5610 GG03	CELESTE 14x14 cm B5930 GG03 10x10 cm A5930 GG03
ROSA CLARA 14x14 cm B4800 GG03 10x10 cm A4800 GG03	ROSA VELHO 14x14 cm B4700 GG03 10x10 cm A4700 GG03	BERINGELA 14x14 cm B4500 GG03 10x10 cm A4500 GG03	TURQUESA 14x14 cm B5100 GG03 10x10 cm A5100 GG03	LAGOA 14x14 cm B5900 GG03 10x10 cm A5900 GG03	PETRÓLEO 14x14 cm B5600 GG03 10x10 cm A5600 GG03
ESMERALDA 14x14 cm B1420 GG03 10x10 cm A1420 GG03	VERDE ÁGUA 14x14 cm B1410 GG03 10x10 cm A1410 GG03	VERDE GARRAFA 14x14 cm B6210 GG06 10x10 cm A6210 GG06	ÁRTICO 14x14 cm B5910 GG03 10x10 cm A5910 GG03	NÓRDICO 14x14 cm B6410 GG03 10x10 cm A6410 GG03	ATLÂNTICO 14x14 cm B5620 GG03 10x10 cm A5620 GG03
KIWI 14x14 cm B5710 GG03 10x10 cm A5710 GG03	MENTA 14x14 cm B1310 GG03 10x10 cm A1310 GG03	BOSQUE 14x14 cm B6200 GG06 10x10 cm A6200 GG06	PÉROLA 14x14 cm B2910 GG03 10x10 cm A2910 GG03	CREME 14x14 cm B4310 GG03 10x10 cm A4310 GG03	MARFIM 14x14 cm B2920 GG03 10x10 cm A2920 GG03
AMARELO 14x14 cm B5800 GG03 10x10 cm A5800 GG03	ALFACE 14x14 cm B4900 GG03 10x10 cm A4900 GG03	VERDE NEGRO 14x14 cm B1200 GG09 10x10 cm A1200 GG09	AREIA 14x14 cm B6000 GG03 10x10 cm A6000 GG03	PAPIRO 14x14 cm B6010 GG03 10x10 cm A6010 GG03	CAMOMILA 14x14 cm B6020 GG03 10x10 cm A6020 GG03
CAMURÇA 14x14 cm B5500 GG03 10x10 cm A5500 GG03	CAMELO 14x14 cm B5510 GG03 10x10 cm A5510 GG03	BEGE 14x14 cm B0600 GG03 10x10 cm A0600 GG03	CINZA CLARO 14x14 cm B6400 GG03 10x10 cm A6400 GG03	CINZA ESCURO 14x14 cm B6450 GG03 10x10 cm A6450 GG03	BRANCO 14x14 cm B0300 GG03 10x10 cm A0300 GG03
CACAU 14x14 cm B0100 GG03 10x10 cm A0100 GG03	CASTANHO 14x14 cm B5060 GG03 10x10 cm A5060 GG03	ÂMBAR 14x14 cm B3600 GG06 10x10 cm A3600 GG06	PRETO 14x14 cm B3800 GG06 10x10 cm A3800 GG06	MARINHO 14x14 cm B3200 GG09 10x10 cm A3200 GG09	COBALTO 14x14 cm B5010 GG06 10x10 cm A5010 GG06

The colours **Âmbar**, **Bosque** and **Verde Garrafa** have a crackled effect as an inherent characteristic. | As cores **Âmbar**, **Bosque** e **Verde Garrafa** possuem um efeito craquelé como característica inerente. | Les couleurs **Âmbar**, **Bosque** et **Verde Garrafa** ont un effet craquelé comme une caractéristique inhérente. | Die Farben **Âmbar**, **Bosque** und **Verde Garrafa** haben als inhärente Eigenschaft einen Craquelé-Effekt. | Los colores **Âmbar**, **Bosque** y **Verde Garrafa** tienen un efecto craquelé como característica inherente.

Urban ATELIER



DECOR GLAM (12 DIFFERENT PIECES)



^(A) The Glam decoration consists in a set of 12 different pieces. In each box the combination of pieces is completely random. Handmade product subject to variations.

^(A) A decoração Glam é composta por um conjunto de 12 peças diferentes. Em cada caixa a combinação de peças é totalmente aleatória. Produto manual sujeito a variações.

^(A) La décoration Glam se compose d'un ensemble de 12 pièces différentes. Dans chaque boîte, la combinaison des pièces est totalement aléatoire. Produit fabriqué à la main, sujet aux variations.

^(A) Die Glam Dekoration besteht aus einer Gruppe von 12 verschiedenen Teilen. In jedem Karton ist die Kombination völlig zufällig. Handgemachtes Produkt, der Variationen unterliegt.

^(A) La decoración Glam consiste en un conjunto de 12 piezas diferentes. En cada caja la combinación de piezas es totalmente aleatoria. Producto manual sujeto a variaciones.

The colours **Ámbar** and **Bosque** have a cracked effect as an inherent characteristic.

As cores **Ámbar** e **Bosque** possuem um efeito craquelé como característica inerente. | Les couleurs **Ámbar** et **Bosque** ont un effet craquelé comme une caractéristique inhérente. | Die Farben **Ámbar** und **Bosque** haben als inhärente Eigenschaft einen Craquelé-Effekt. | Los colores **Ámbar** y **Bosque** tienen un efecto craquelé como característica inherente.



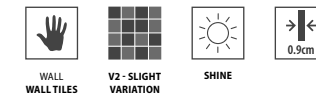
Urban Atelier Atlântico 10x10 cm A5620
Decor Glam Urban Atelier Atlântico 10x10 cm M5620



Urban Atelier Ámbar 10x10 cm A3600
Decor Glam Urban Atelier Ámbar 10x10 cm M3600




Urban Atelier Ártico 10x10 cm A5910
Profile Urban Atelier Ártico 2x10 cm PRFA5910



TANGERINA 6.7x14 cm Q2300 GG04	SALMÃO 6.7x14 cm Q6300 GG04	PAPAIA 6.7x14 cm Q6350 GG07	TEMPESTADE 6.7x14 cm Q6110 GG04	ALFAZEMA 6.7x14 cm Q6100 GG04	ÍNDIGO 6.7x14 cm Q2100 GG04
LARANJA 6.7x14 cm Q5200 GG07	ENCARNADO 6.7x14 cm Q3700 GG07	SANGUE DE BOI 6.7x14 cm Q3500 GG07	SAFIRA 6.7x14 cm Q5000 GG04	TEJO 6.7x14 cm Q5610 GG04	CELESTE 6.7x14 cm Q5930 GG04
ROSA CLARA 6.7x14 cm Q4800 GG04	ROSA VELHO 6.7x14 cm Q4700 GG04	BERINGELA 6.7x14 cm Q4500 GG04	TURQUESA 6.7x14 cm Q5100 GG04	LAGOA 6.7x14 cm Q5900 GG04	PETRÓLEO 6.7x14 cm Q5600 GG04
ESMERALDA 6.7x14 cm Q1420 GG04	VERDE ÁGUA 6.7x14 cm Q1410 GG04	VERDE GARRAFA 6.7x14 cm Q6210 GG07	ÁRTICO 6.7x14 cm Q5910 GG04	NÓRDICO 6.7x14 cm Q6410 GG04	ATLÂNTICO 6.7x14 cm Q5620 GG04
KIWI 6.7x14 cm Q5710 GG04	MENTA 6.7x14 cm Q1310 GG04	BOSQUE 6.7x14 cm Q6200 GG07	PÉROLA 6.7x14 cm Q2910 GG04	CREME 6.7x14 cm Q4310 GG04	MARFIM 6.7x14 cm Q2920 GG04
AMARELO 6.7x14 cm Q5800 GG04	ALFACE 6.7x14 cm Q4900 GG04	VERDE NEGRO 6.7x14 cm Q1200 GG10	AREIA 6.7x14 cm Q6000 GG04	PAPIRO 6.7x14 cm Q6010 GG04	CAMOMILA 6.7x14 cm Q6020 GG04
CAMURÇA 6.7x14 cm Q5500 GG04	CAMELO 6.7x14 cm Q5510 GG04	BEGE 6.7x14 cm Q0600 GG04	CINZA CLARO 6.7x14 cm Q6400 GG04	CINZA ESCURO 6.7x14 cm Q6450 GG04	BRANCO 6.7x14 cm Q0300 GG04
CACAU 6.7x14 cm Q0100 GG04	CASTANHO 6.7x14 cm Q5060 GG04	ÂMBAR 6.7x14 cm Q3600 GG07	PRETO 6.7x14 cm Q3800 GG07	MARINHO 6.7x14 cm Q3200 GG10	COBALTO 6.7x14 cm Q5010 GG07

The colours **Âmbar**, **Bosque** and **Verde Garrafa** have a cracked effect as an inherent characteristic.
As cores **Âmbar**, **Bosque** e **Verde Garrafa** possuem um efeito craquelê como característica inerente. | Les couleurs **Âmbar**, **Bosque** et **Verde Garrafa** ont un effet craquelé comme une caractéristique inhérente.
Die Farben **Âmbar**, **Bosque** und **Verde Garrafa** haben als inhärente Eigenschaft einen Craquelé-Effekt. | Los colores **Âmbar**, **Bosque** y **Verde Garrafa** tienen un efecto craquelé como característica inherente.



Special Pieces

SPECIAL PIECES

Convex Quarter-Round	Convex Quarter-Round Corner	Concave Quarter-Round	Concave Quarter-Round Corner	Semi Round Bullnose	Surface Bullnose	Profile
CV 3x10 GJ07	CCV 3x3 GJ09	CC 3x10 GJ07	CCC 3x3 GJ09	SRA 2x10 GJ09	SFA 2.5x10 GJ09	PRFA 2x10 GJ21
CV 3x14 GJ07		CC 3x14 GJ07		SRB 2x14 GJ10	SFB 2.5x14 GJ10	PRFB 2x14 GJ22






















PACKING AND WEIGHT

Sizes (cm)	Pieces	SQM	Weight	Box	SQM	Weight
Dimensão . Format	Peças . Pieces	M ²	Peso . Poids	Caixa . Boîte	M ²	Peso . Poids
Maße . Format	Stück . Pieces		Gewicht . Peso	Karton . Caja		Gewicht . Peso
14x14x0.9	25	0.480	7.00	138	66.240	986
10x10x0.9	25	0.250	3.80	224	56.000	871
6.7x14x0.9	25	0.230	3.45	276	63.480	972

COLOUR PALETTE

COLOUR	ALELUIA CERÂMICAS	PANTONE	RAL	NCS
	TANGERINA	144C	1007	S 1070-Y30R
	SALMÃO	715C	1034	S 1050-Y40R
	PAPAIA	166C	2012	S 1070-Y70R
	LARANJA	1525C	2010	S 2070-Y60R
	ENCARNADO	485C 2X	3020	S 1080-Y90R
	SANGUE DE BOI	504C	3005	S 6030-R10B
	ROSA CLARA	701C	3015	S 2030-R10B
	ROSA VELHO	702C	3014	S 2050-R10B
	BERINGELA	5185C	4007	S 7020-R10B
	TEMPESTADE	533C	5013	S 6020-R70B
	ALFAZEMA	5285C	5014	S 4020-R70B
	ÍNDIGO	2726C	5002	S 3060-R70B
	SAFIRA	280C	5002	S 5040-R70B
	TEJO	5415C	5023	S 5020-B30G
	CELESTE	318C	6034	S 1030-B10G
	TURQUESA	562C	5021	S 3040-B50G
	LAGOA	569C	6033	S 4040-B50G
	PETRÓLEO	5473C	5009	S 5030-B30G
	ESMERALDA	346C	6019	S 2040-G10Y
	VERDE ÁGUA	577C	6019	S 1030-G30Y
	VERDE GARRAFA	3435C	6020	S 7020-G10Y
	KIWI	5777C	6025	S 2040-G70Y
	MENTA	575C	6010	S 4050-G30Y
	BOSQUE	350C	6002	S 6030-G10Y
	AMARELO	1235C	1003	S 1080-Y10R
	ALFACE	383C	6018	S 1060-G50Y
	VERDE NEGRO	3308C	6012	S 8010-B70G

COLOUR PALETTE

COLOUR	ALELUIA CERÂMICAS	PANTONE	RAL	NCS
	ÁRTICO	5455C	6034	S 0907-B80G
	NÓRDICO	5425C	5014	S 4020-R90B
	ATLÂNTICO	5405C		S 6020-B30G
	PÉROLA	4545C	9010	S 0505-Y
	CREME	4755C	9001	S 0907-Y70R
	MARFIM	WARM GRAY 1C	1013	S 0804-Y50R
	AREIA	460C	1000	S 1020-Y
	PAPIRO	1215C	1014	S 1030-Y
	CAMOMILA	122C	1012	S 1040-Y
	CINZA CLARO	422C	7038	S 2502-Y
	CINZA ESCURO	445C	7043	S 7502-B
	BRANCO		9016	S 0300-N
	CAMURÇA	730C	1011	S 3030-Y20R
	CAMELO	466C	1014	S 1515-Y20R
	BEGE	155C	1015	S 1010-Y30R
	CACAU	440C	8019	S 8010-Y90R
	CASTANHO	470C	8004	S 5040-Y50R
	ÂMBAR	139C	8001	S 2050-Y20R
	PRETO	BLACK 6 C 2X	8022	S 9000-N
	MARINHO	2768C	5013	S 6030-R70B
	COBALTO	2767C	5011	S 7020-R70B

The colour correspondences were made by approximation, and are therefore merely indicative.
 As correspondências de cores apresentadas foram feitas por aproximação, logo são meramente indicativas. La correspondance des couleurs présentées sont faites par proximité, donc ce sont des couleurs indicatifs. Die Farbensprechungen wurden durch Angleichung gemacht. Diese dienen lediglich zu Informationszwecken. Las correspondencias de color presentadas fueran hechas por aproximación, así que son meramente indicativas.